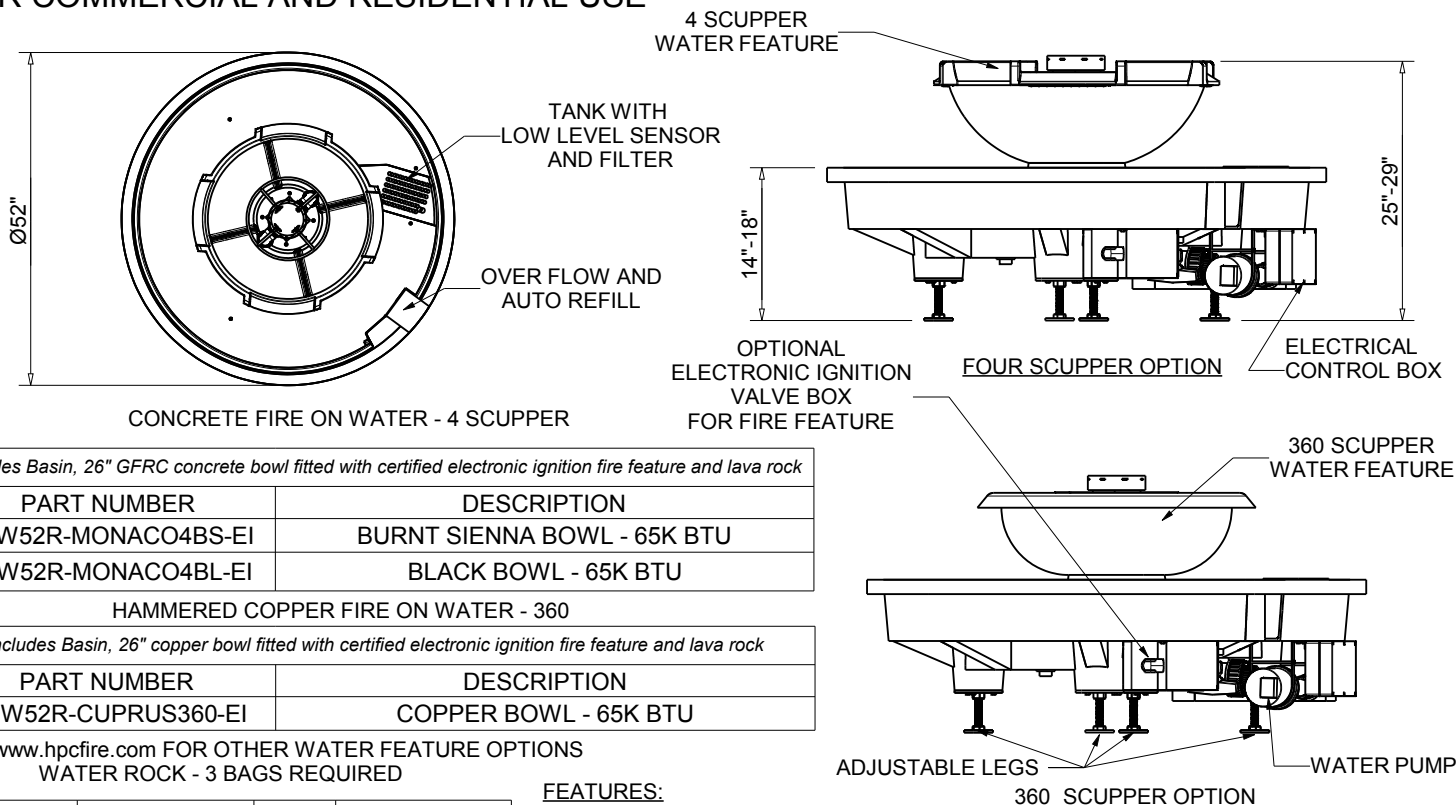




**Hearth Products Controls Co**  
**FIRE ON WATER SYSTEM**  
**CSA CERTIFIED-OUTDOOR USE ONLY**  
**FOR COMMERCIAL AND RESIDENTIAL USE**

HEARTH PRODUCTS CONTROLS  
3050 PLAINFIELD RD.  
KETTERING, OH 45432  
TOLL FREE: 1-877-433-7001  
PHONE: (937) 433-7000  
FAX: (937) 433-0704  
www.hpcfire.com



PART NUMBER	DESCRIPTION
FOW52R-MONACO4BS-EI	BURNT SIENNA BOWL - 65K BTU
FOW52R-MONACO4BL-EI	BLACK BOWL - 65K BTU

**HAMMERED COPPER FIRE ON WATER - 360**

PART NUMBER	DESCRIPTION
FOW52R-CUPRUS360-EI	COPPER BOWL - 65K BTU

VISIT [www.hpcfire.com](http://www.hpcfire.com) FOR OTHER WATER FEATURE OPTIONS  
WATER ROCK - 3 BAGS REQUIRED

MODEL #	ROCK COLOR	SIZE	WEIGHT/BAG
957-BLK	BLACK	2-4"	55LBS
957-TAN	TAN	2-4"	55LBS
957-RED	RED	2-4"	55LBS
957-GREY	GREY	2-4"	55LBS

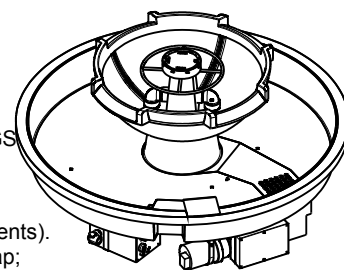
**FEATURES:**

- LOW LEVEL PUMP PROTECTION
- AUTO REFILL
- OVERFLOW
- DRAIN
- LED LIGHTS
- ADJUSTABLE WATER FLOW
- ADJUSTABLE HEIGHT WITH LEVELING LEGS
- NEMA RATED ELECTRICAL SYSTEM
- WATER FILTER

**Notes:**

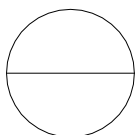
1. PROPER VENTING
  - ENCLOSURES: Recommend 4 each 18 sq.in. vents on opposing sides (Minimum 2 each 18 sq.in. vents).
  - BOWLS (Copper, concrete or metal) - Bowl to be raised above mounting surface minimum of 3/4" gap; Bowl to have a minimum of 6" diameter hole in bottom
2. GAS SUPPLY - FOR USE WITH FIXED PIPING SYSTEMS ONLY - NOT FOR USE WITH SMALL TANKS.
  - Natural Gas: Operating Supply Pressure: Minimum: 6.0" W.C.; Maximum: 7.0" W.C.
  - LP Gas: Operating Supply Pressure: Minimum: 10.0" W.C.; Maximum: 11.0" W.C.

**ISOMETRIC VIEW**



**IMPORTANT:** Ensure any flex line that may be used from the permanent main fuel supply to the product is rated to the stated max btu of the product and certified to ANSI Z21.75\*CSA 6.27.

3. MODIFICATION OF PRODUCT WILL VOID ANY CERTIFICATION AND WARRANTY.
4. FOLLOW ALL MANUFACTURER INSTALLATION INSTRUCTIONS AND LOCAL CODES.
5. ALL DIMENSIONS ARE CONSIDERED TRUE AND REFLECT MANUFACTURER'S SPECIFICATIONS AS OF THE REVISION DATE.
6. DO NOT SCALE DRAWING.
7. THESE DRAWINGS ARE FOR SIZING AND PLANNING PURPOSES. ALL INFORMATION CONTAINED HEREIN WAS CURRENT AT THE TIME OF DEVELOPMENT. THE MANUFACTURER'S RESPONSIBLE FOR THE ACCURACY OF THE DRAWING.
8. CONTRACTOR'S NOTE: FOR PRODUCT AND COMPANY INFORMATION VISIT [www.CADdetails.com/info](http://www.CADdetails.com/info) REFERENCE NUMBER 771-050.



**EVOLUTION 360 - PLUG-N-PLAY WATER SYSTEM**  
**FIRE ON WATER FEATURE**